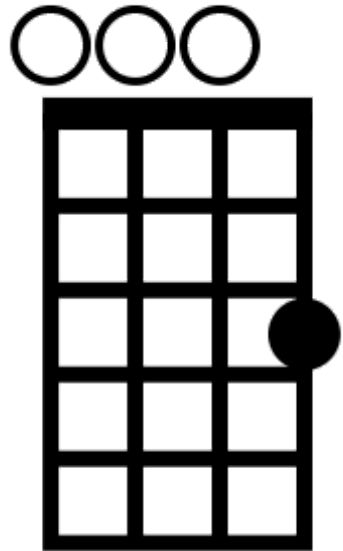


C



Play on off
beats 1 & 3

TONGO

Tongo, Tongo

Jimne baye baye oh, Jimne baye baye oh

Oo a lay, Ooo a lay

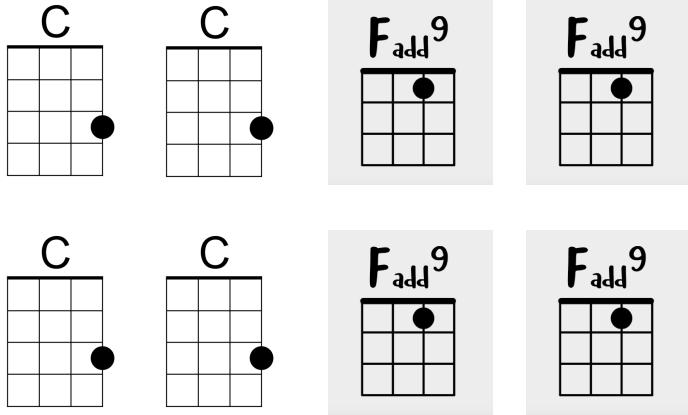
Mah le ka lo a way, Mah le ka lo a way

BEST DAY OF MY LIFE

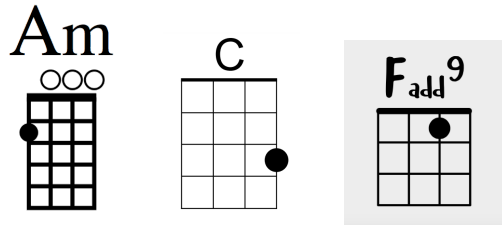
(verse 1)

I had a dream so big and loud
I jumped so high I touched the clouds
Wo-o-o-o-o-oh, wo-o-o-o-o-oh
I stretched my hands out to the sky
We danced with monsters through the night
Wo-o-o-o-o-oh, wo-o-o-o-o-oh

play on beats 1 & 3



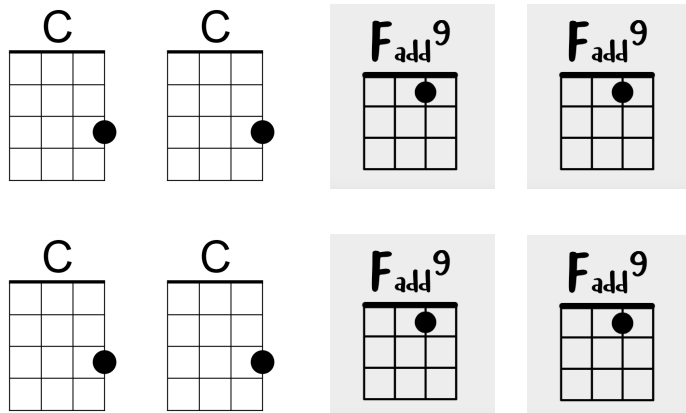
play on beat 1



(pre-chorus)

I'm never gonna look back
Woah, never gonna give it up
No, please don't wake me now

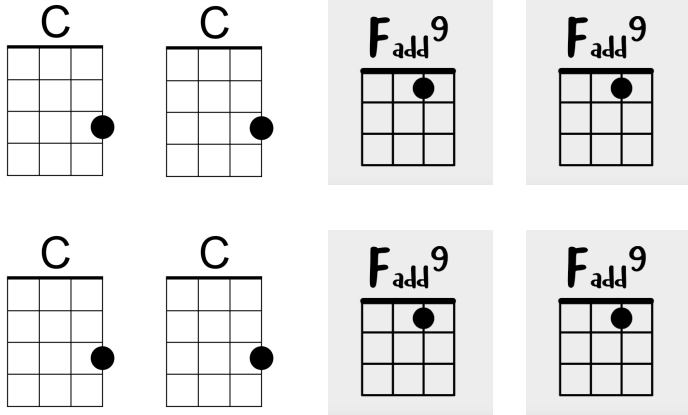
play on beats 1 & 3



(chorus)

(oh-o-o-o-oh)
This is gonna be the best day of my life
My li-i-i-i-i-ife
(oh-o-o-o-oh)
This is gonna be the best day of my life
My li-i-i-i-i-ife

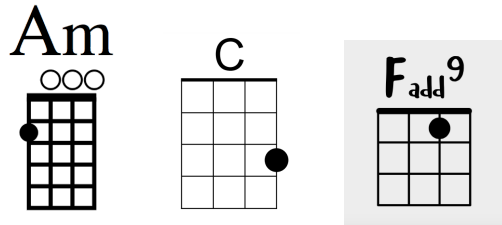
play on beats 1 & 3



(verse 2)

I howled at the moon with friends
 And then the sun came crashing in
 Wo-o-o-o-o-oh, wo-o-o-o-o-oh
 But all the possibilities
 No limits just epiphanies
 Wo-o-o-o-o-oh, wo-o-o-o-o-oh

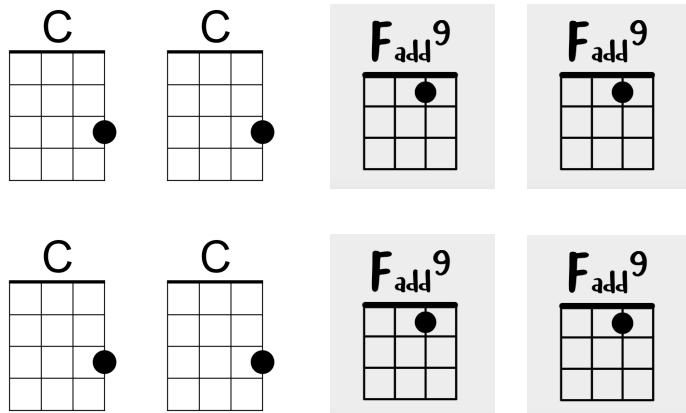
play on beat 1



(pre-chorus)

I'm never gonna look back
 Woah, never gonna give it up
 No, please don't wake me now

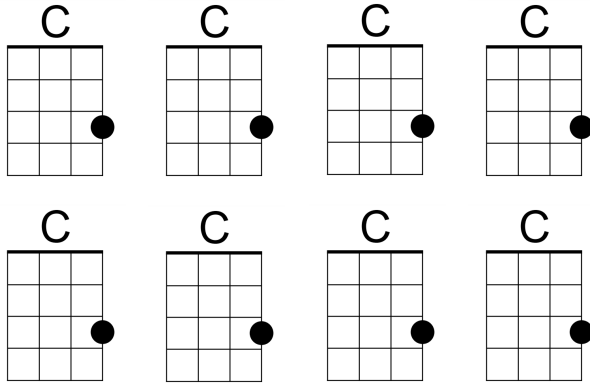
play on beats 1 & 3



(chorus)

(oh-o-o-o-oh)
 This is gonna be the best day of my life
 My li-i-i-i-i-ife
 (oh-o-o-o-oh)
 This is gonna be the best day of my life
 My li-i-i-i-i-ife

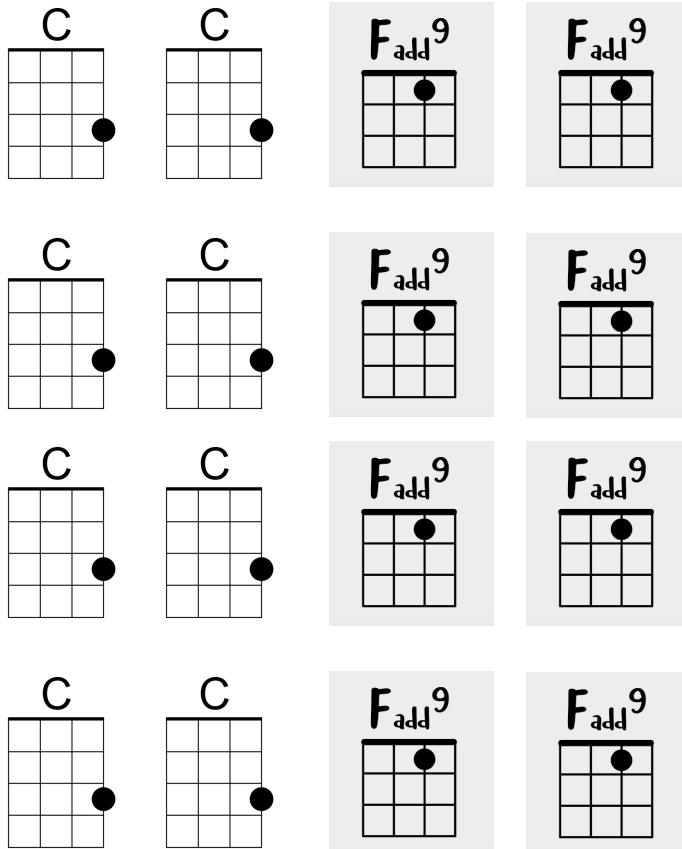
play on beat 1



(bridge)

I hear it calling outside my window
 I feel it in my soul (soul)
 The stars were burning so bright
 The sun was out 'til midnight
 I say we lose control (control)

play on beats 1 & 3



(chorus)

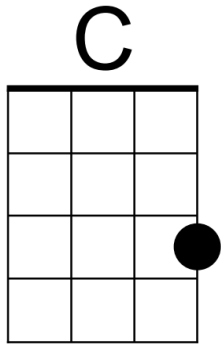
(oh-o-o-o-oh)
 This is gonna be the best day of my life
 My li-i-i-i-i-ife
 (oh-o-o-o-oh)
 This is gonna be the best day of my life
 My li-i-i-i-i-ife

 This is gonna be, this is gonna be, this is gonna be
 The best day of my life
 Everything is looking up, everybody up now
 This is gonna be the best day of my life
 My li-i-i-i-i-ife

Pupil Part:

play 4 beats on C and then 4 beats on F9

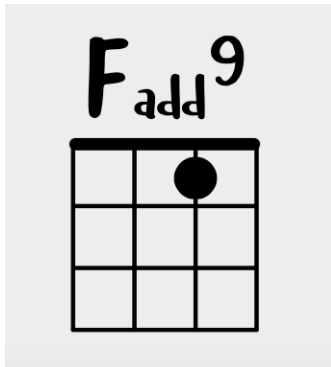
FRUIT CANON



Mango, mango, mango, mango
Mango, mango, mango (clap clap)

Kiwi, kiwi, kiwi, kiwi, kiwi, kiwi
kiwi, kiwi, kiwi, kiwi, kiwi, kiwi

Ba-na-na, Banana, Ba-na-na (whoo)

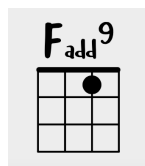
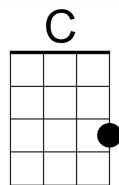


MY _____ CANON

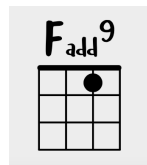
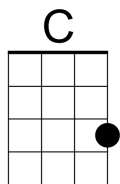
Pick a theme and write your own canon replacing the
fruit lyrics with your own..

FRUIT - DRINK - SPORTS - HOBBIES - SEASONS - BANDS -
SWEETS - ANIMALS

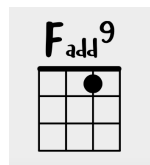
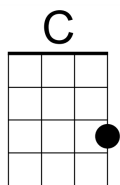
BARE NECESSITIES



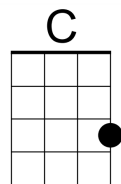
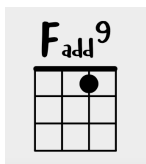
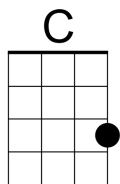
Look for the **bare necessities**. The simple bare necessities



Forget about your worries and your strife, I mean the



bare necessities, old Mother Nature's recipes



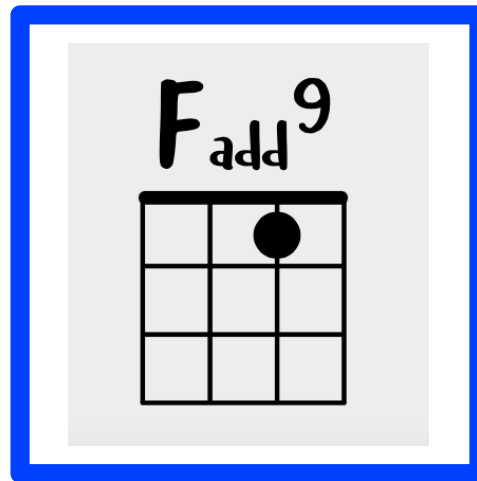
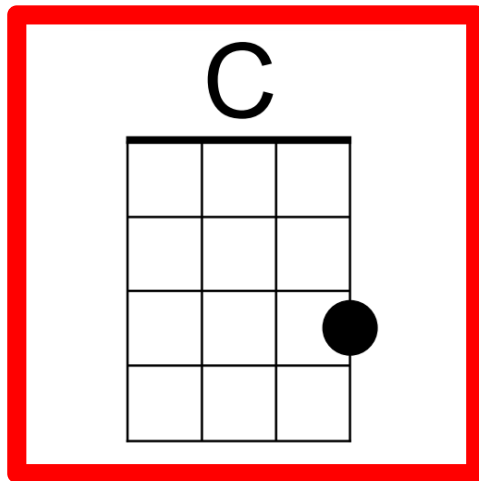
That bring the bare necessities of life

BARE NECESSITIES - PLAYING INSTRUCTIONS

Play each chord for 4 beats throughout song.

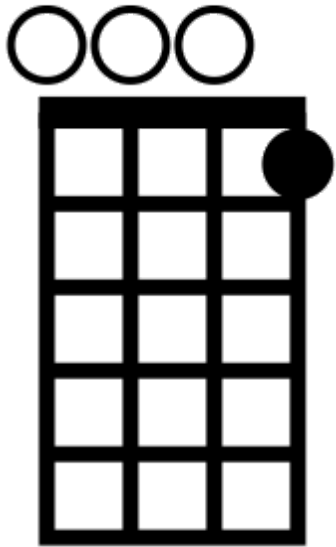
Except last line "That bring the bare necessities of life"

Play for C for 2 beats and F⁹ for 2 beats.



PUT THE LIME IN THE COCONUT

C7



Play on
beats 1 & 3

Bruder bought a coconut, he bought it for a dime
His sister had anudder one she paid it for de lime

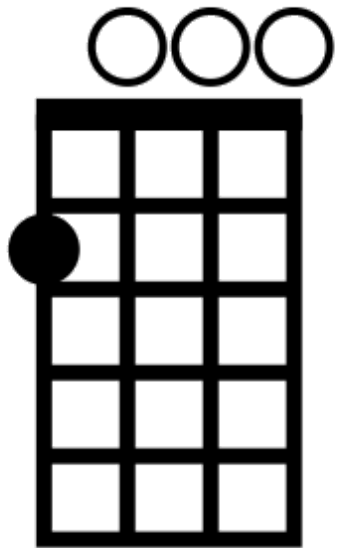
She put de lime in de coconut, she drank 'em both' up
She put de lime in de coconut, she drank 'em both' up
She put de lime in de coconut, she drank 'em both' up
She put de lime in de coconut, she call de doctor, woke 'im up

Said, "Doctor, ain't there nothin' I can take?"
I said, "Doctor, to relieve this belly ache"
I said, "Doctor, ain't there nothin' I can take?"
I said, "Doctor, to relieve this belly ache"

Now lemme get this straight ...

GET UP, STAND UP - THE WAILERS

Am



Play on off
beats 2 & 4

Get up, stand up
stand up for your rights

Get up, stand up
stand up for your rights

Get up, stand up
stand up for your rights

Get up, stand up
don't give up the fight!

STRUMMING PATTERN - C MAJOR SONG

| **1** 2 3 4 | **1** 2 3 4 | **1** 2 3 4 | **1** 2 3 4 |

| **1** 2 3 4 | **1** 2 3 4 | **1** 2 3 4 | **1** 2 3 4 |

| **1** **2** **3** **4** | **1** **2** **3** **4** | **1** **2** **3** **4** | **1** **2** **3** **4** |

| **1** 2 **3** 4 | **1** 2 **3** 4 | **1** 2 **3** 4 | **1** 2 **3** 4 |

| **1** 2 **3** 4 | **1** 2 **3** 4 | **1** 2 **3** 4 | **1** 2 **3** 4 |

STRUMMING PATTERN

| **1 2 3 4** | **1 2 3 4** | **1 2 3 4** | **1 2 3 4** |

| **1 2 3 4** | **1 2 3 4** | **1 2 3 4** | **1 2 3 4** |

| **1 2 3 4** | **1 2 3 4** | **1 2 3 4** | **1 2 3 4** |

| **1 2 3 4** | **1 2 3 4** | **1 2 3 4** | **1 2 3 4** |

| **1 2 3 4** | **1 2 3 4** | **1 2 3 4** | **1 2 3 4** |

| **1 2 3 4** | **1 2 3 4** | **1 2 3 4** | **1 2 3 4** |

Write a Chorus:

The chorus is the **main message of the song** with a strong memorable 'hook' that people remember.
(The bit of the song that gets stuck in your head!)

1. _____

2. _____

3. _____

4. _____

Write a Verse:

The verse is the **start of the song**
that starts to tell the story of your song.

1. _____

2. _____

3. _____

4. _____